



Rider for 'Pigeon Party!' USA Tour 2009/10

General:

The company consists of two performers and one company stage manager. We will arrive in a medium sized van. Please make provision for parking. Get in including focus should take 4 hours. Our company stage manager will operate both lighting and sound for the show, please make sure both lighting and sound positions are accessible to one person – if this cannot be done please inform us at the earliest opportunity. We understand some theatres are subject to union regulations, in which case our company stage manager can call the show.

Set:

Our set consists of: 1 x house flat (8ft square) plus pointed roof unit (1.5ft - optional), 2 x masking flats. We will require 4 stage weights. There are also a variety of smaller props and set pieces. We will require a clear, flat playing space of at least 5m x 5m. The stage must be swept prior to our arrival, due to the nature of the show the stage must be clean. We also have some cloud and star units which are light boxes to be hung from the rig.

Lighting:

Lx plot supplied (Large and Studio versions). We will require full use of the theatre's lighting facilities. It would be most helpful if you could pre-rig the lx rig prior to our arrival. If you cannot pre-rig please inform the company stage manager as soon as possible as this may mean an extended get-in time. We will bring the colors and gobos listed on the plot. If you feel it is more convenient to use your own colour stock feel free to do so but please confirm any substitutions with the company stage manager. We understand some theatres have basic lighting facilities, in which case we can adapt the plot.

Sound:

We require one mini disk player and mixing desk. Your standard FOH speaker rig will be sufficient, in addition we will require monitor speakers/fold back. Please also supply two wireless lapel microphones, headset preferred, otherwise clip-on will suffice.

Personal Rider:

Please provide refreshments for the company on arrival: tea/coffee, soft drinks and light snacks. Please also provide bottled water for during the performance.

Contacts:

Company Stage Manager (tour contact): TBC

Pre-tour technical enquiries: Will Evans, willefans79@hotmail.com




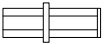
Pre-tour general enquiries: Adam Bampton-Smith, adam@bigwoodenhorse.com

Emergency Contact: +447930 431963 (UK)

Please sign and return one copy.


Technical Rider received by:

Signed: _____ Date: _____
Name: _____ Position: _____ Venue: _____

Key	
	1k Fres
	Source 4 26/36deg
	Par 64 - Wide
	1k Profile Narrow-Med

All colour is Lee unless pre-fixed '#' = Rosco

This drawing and the design it represents are copyright and licensed only to this production, on this tour, for the duration of the period
 © Will Evans 2008




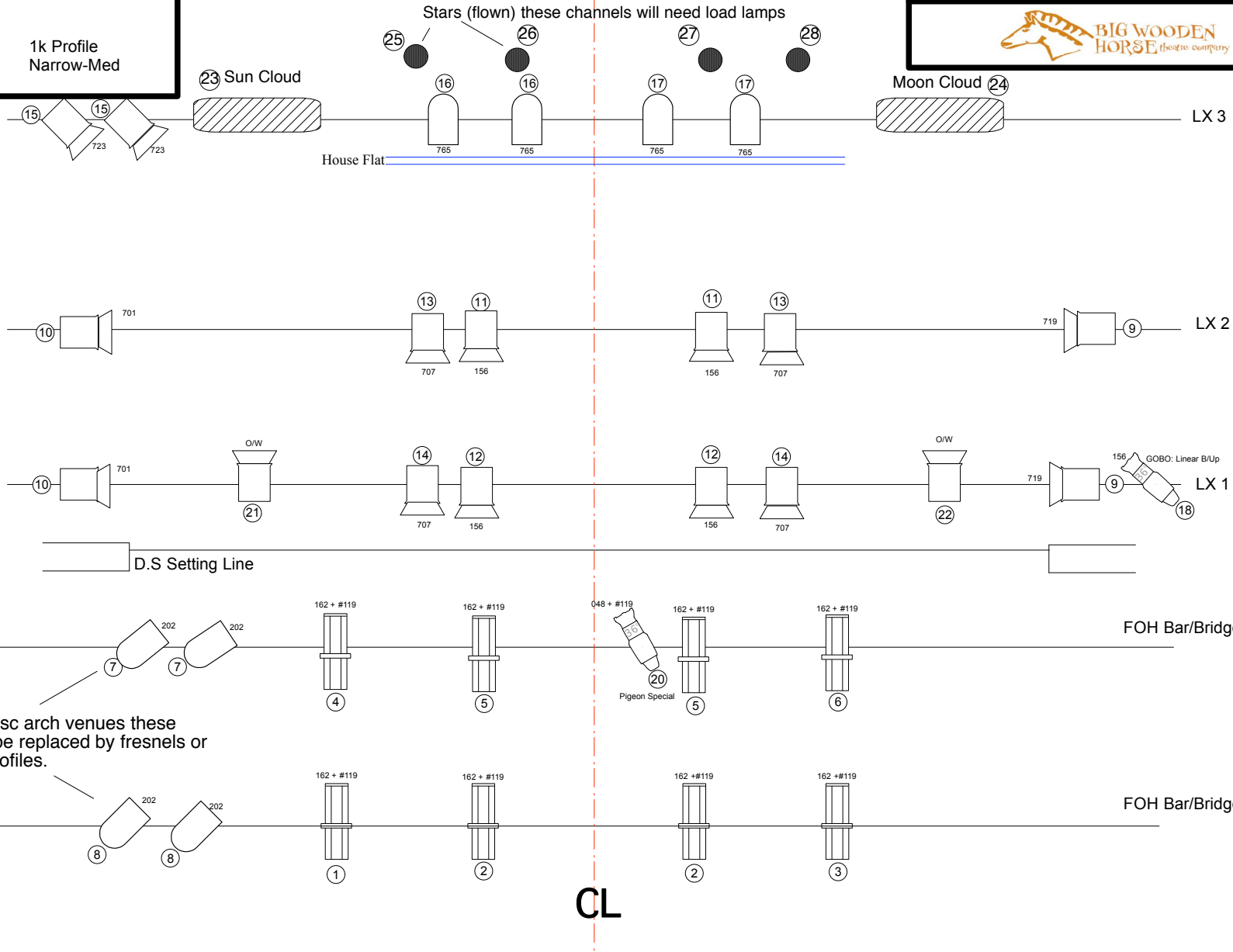
Pigeon Party!

Vs 3.1 Large Venue

Director: Adam Bampton-Smith

Lighting Designer: Will Evans





CL

Large Rig Vs 3.1 (North America Tour 2009)

Focus Notes

Back Bar (LX3)

Lamp by lamp notes - use in conjunction with plan.

Bar	Channel	Colour	Lamp	Beam angle	Notes
Back Bar (LX3)	15	L723 (Blue)	1K Fresnel	Full Flood	Even $\frac{3}{4}$ back-light spread
	16+17	L765 (Sun yellow)	Parcan (wide)	US to DS	Beam vertical on stage, even join to form 4 point backlight with Ch 17

Centre Bar (LX2)

Bar	Channel	Colour	Lamp	Beam angle	Notes
Centre Bar (LX2)	10	L701 (Pink)	1Kw Fresnel	Full Flood	Cross to opposite side of stage, encompassing as much of the stage as possible
	13	L707 (Deep Purple)	1Kw Fresnel	Full Flood	U.S top light, even join, door off of flats and wings.
	11	L156 (Brown)	1Kw Fresnel	Full Flood	U.S top light, even join, door off of flats and wings.
	9	719 (Light Blue)	1Kw Fresnel	Full Flood	Cross to opposite side of stage, encompassing as much of the stage as possible

General Notes:

Channels 11 + 13 join up with the channels 12 + 14 on the next bar D.S. to form an even top light.
Channels 9 + 10 join up with the same channels on the next bar D.S. to form an even intense colour high side light

Large Rig Vs 3.1 (North America Tour 2009)


Down Stage Bar (LX1)

Bar	Channel	Colour	Lamp	Beam angle	Notes
D.S. Bar (LX1)	10	L701 (Pink)	1Kw Fresnel	Full Flood	Cross to opposite side of stage, encompassing as much of the stage as possible
	21	O/W	1Kw Fresnel	Narrow spot	Light Sun Cloud, barn door to avoid spill
	14	L707 (Deep Purple)	1Kw Fresnel	Full Flood	D.S top light, even join, door to edge of stage and wings.
	12	L156 (Brown)	1Kw Fresnel	Full Flood	D.S top light, even join, door to edge of stage and wings.
	22	O/W	1Kw Fresnel	Narrow spot	Light Moon Cloud, barn door to avoid spill
	9	719 (Light Blue)	1Kw Fresnel	Full Flood	Cross to opposite side of stage, encompassing as much of the stage as possible
	18	156 (Brown) + Linear Gobo	1Kw Profile	Wide	Gobo image left to right across house, sharp focus

General Notes:

Channels 12 and 14 join up with the channels 11 +13 on the next bar U.S. to form an even cover.

Channels 9 + 10 join up with the same channels on the next bar U.S. to form an even intense colour high side light.



Large Rig Vs 3.1 (North America Tour 2009)

FOH #1

Lamp by lamp notes - use in conjunction with plan.

Bar	Channel	Colour	Lamp	Beam angle	Notes
FOH #1	7	L202	Parcan (wide)	Left to Right	Beams left to right across U.S to form an even cover
	4,5+6	L162 + Frost	Profile (or fresnel)	Medium	Even U.S cover, focus to top of set (Including roof)
	20	L048 + Frost (Pink)	1Kw Profile	Narrow/Medium	Tight special on Pigeon for slow part in song '5 Mins'

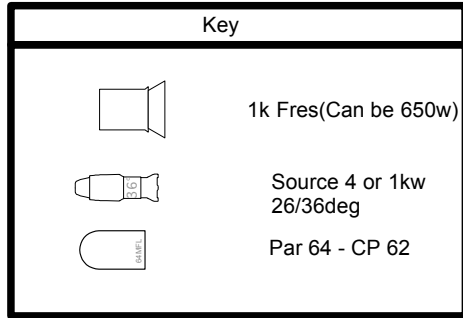
FOH #2

Bar	Channel	Colour	Lamp	Beam angle	Notes
FOH #2	8	L202	Parcan (Wide)	Left to Right	Beams left to right across D.S to form an even cover
	1-3	L162 + Frost	Profile (or fresnel)	Medium	Even D.S cover, focus to edge of stage

General Notes:

If venue is small FOH #2 could be cut

Key



1k Fres(Can be 650w)


Source 4 or 1kw
26/36deg

Par 64 - CP 62

This drawing and the design it represents are copyright and licensed only to this production, on this tour, for the duration of the period

© **Will Evans 2008**

Pigeon Party!




Pigeon Party!

VS 3.2 Studio

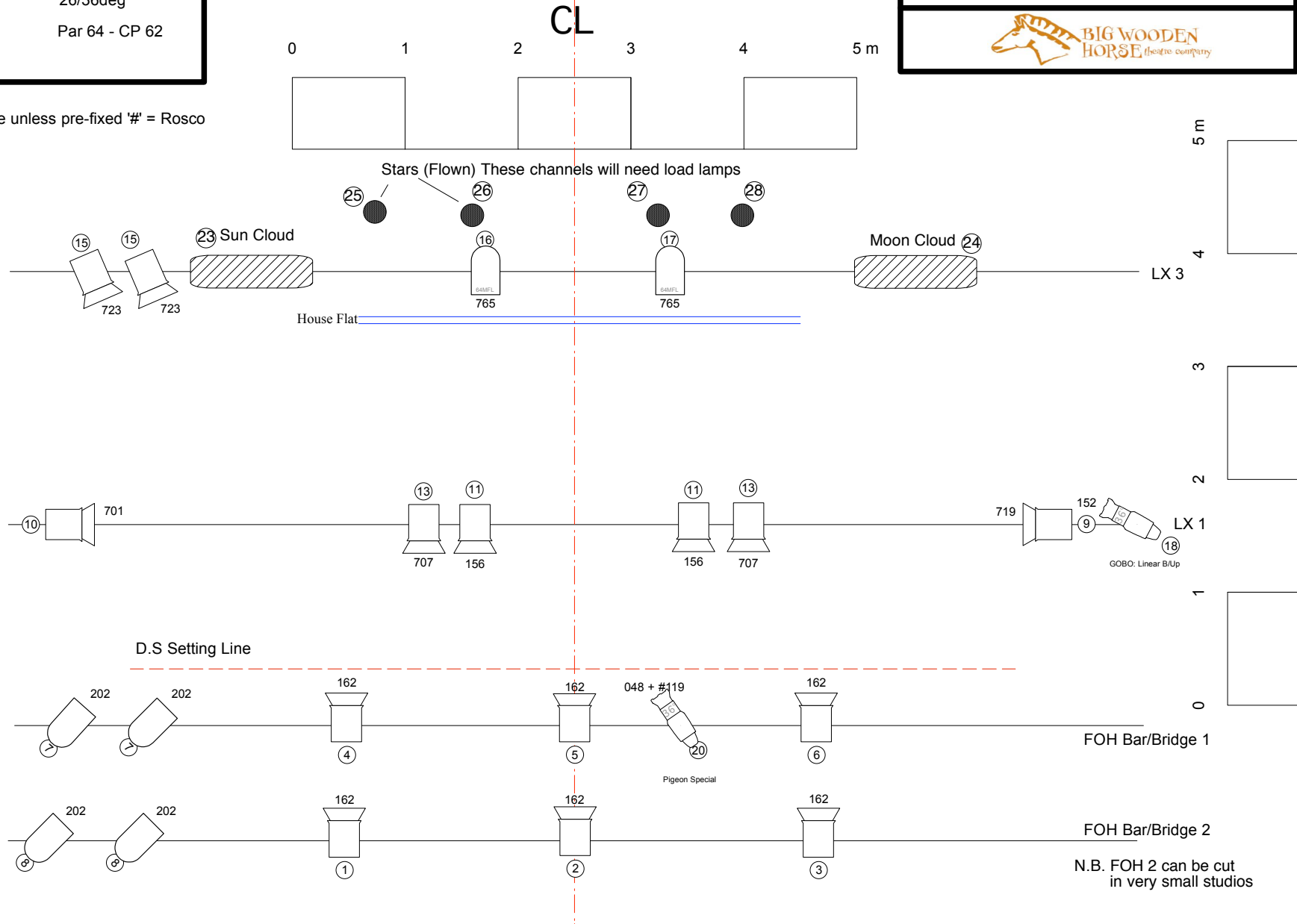
Director: Adam Bampton - Smith


Lighting Designer: Will Evans



BIG WOODEN HORSE theatre company

All colour is Lee unless pre-fixed '# = Rosco





Colour Substitutions

LEE Original	Rosco Equivalent	
	e-colour	Roscolux
048	048	048
156	156	99
162	162	2
202	202	372
701	058	58
707	180	382
719	719	78
723	119	74
765	765	11